



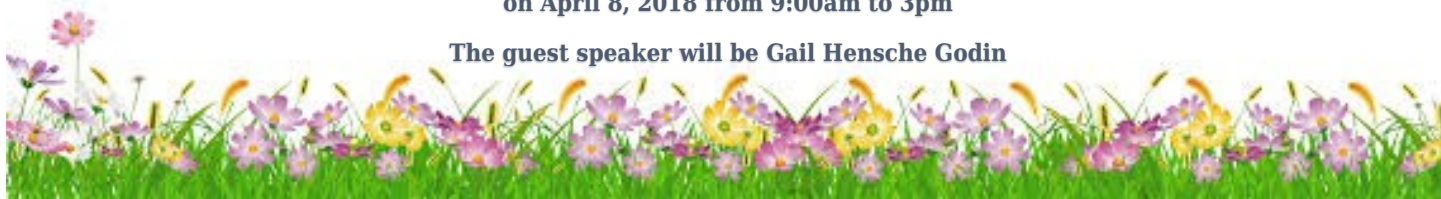
Spirit of Wood

<http://www.newc.org/> New England Woodcarvers Inc. | Facebook

Next meeting will be held at Middlesex Community College, Bedford, MA

on April 8, 2018 from 9:00am to 3pm

The guest speaker will be Gail Hensche Godin



Spirit of Wood

Newsletter

New England Woodcarvers, Inc.

P.O. Box 561

Lexington, MA 02420-0005

The mission of the New England Woodcarvers is to educate and promote woodcarving, wood sculpturing and whittling as an art form to all its members and to the greater community

March-April 2018

Newsletter

Volume 3-Issue 4



President's Message



Hi All,

This is Scott Arsenault, President of New England Woodcarvers. When I took the job of President I didn't realize how bad of shape we are in. We keep losing members our numbers are way down from when I first joined 26 years ago. People aren't renewing their memberships, people don't live forever and people aren't joining. When I first joined we had about 700 members and now we have a little over 200. Every year we are losing money. We won't be able to last too long the way we are going.

We are going to make some changes to make the money last longer, usually we have a meal during our June meeting, it cost the members \$10 each but it cost the club \$1200. If more people showed up for the meeting it would cost the club less money, but we usually get only 30 people. So this year we are not going to do the meal.

Also we are changing the date that membership dues are do, from now on everybody will have the same due date, October 1st. We thought it would be easier for every one to remember if we had a set date. You can pay at the September meeting if you like. but we figure it would be easier to remember your dues if everyone else pays at the same time.

One more thing we need help with the show we need volunteers, I would hate for the show to go away but if we can't get more help that might be a possibility. The show cost us a lot of time and money, if we have more people helping with the show and participating in the show maybe we can have something special. Please volunteer contact me scott_arsenault@msn.com.

Continued on page 2

FY 2018 Income and Expenses

7/1/2017 through 2/28/2018

<u>Account</u>	<u>Amount</u>	
<u>Opening Balances</u>		
Checking and Saving	15,707.29	
Tree of Hope	2,542.81	
Total Savings	18,250.10	
<u>Income</u>		
Book Sales	285.00	
SOW Income -		
Auction /50/50/Raffle/		
Registration/Admissions	4,302.00	
Membership Dues	2,259.00	
Tree of Hope	3,214.00	
Seminar Deposit-Al Jordan	1,800.00	
Meeting Auction Income	309.00	
Merchandise Income	114.00	
Misc. Income	<u>116.62</u>	<u>12,399.62</u>
<u>Expenses</u>		
SOW Expenses	3,015.91	
Storage	706.00	
Newsletter Expense	1,948.12	
Tree of Hope	1,550.00	
Seminar Expense - Al Jordan	2,800.00	
Meeting Speaker Expense	400.00	
Gifts & Donations	4,000.00	
Web Expense	317.50	
Insurance	0.00	
Misc. Expense	<u>705.87</u>	<u>15,443.40</u>
<u>Balances Per Savings Accounts</u>		
Checking & Savings	10,999.51	
Tree of Hope	<u>4,206.81</u>	
Total Adjusted Net Savings		<u>15,206.32</u>



Continued from page 1

We want NEWC to be around for a long time, if anybody has any ideas how we can make NEWC better, how we can bring more members in, maybe pick up some young people contact me or one of the board members.

I'm sorry I had to drop all this doom and gloom upon you, but I figured you needed to know. I was clueless until I got on the board. I think we can save NEWC but not without help.

Scott

Members of the Board of Directors

Scott Arsenault, President

Keith Oldfield, Past President

Paul Ward, Historian

Ken Wagner, Treasure

Martin Truitt, Secretary

Gail Hensche Godin, Tree of Hope

Rick Boyer, Tree of Hope

Gay Gawron, Newsletter Editor

Charles LeBlanc, Hospitality

Gerald & Cheryl Kottman, Merchandise



Elephant

By John Early

Habitat Class

Recent NEWC member Laurie Farrell is trying to organize a class taught by Josh Guge in the New England area. Laurie is flexible where the class might be held, her main objective is to find people who are interested. Once she has enough interest she will determine where the best location would be. Please reply to Laurie letting her know you are interested, where you live and any other ideas you might have about the class. Laurie will do the leg work to pull this together. See Laurie's class description below.

I am a relatively new carver looking for instruction. I have attended 2 bird classes taught by world class carver JOSH GUGE and would LOVE to get him to New England to teach. Josh is not only a fantastic carver (see the spring edition of Woodcarving Illustrated, Josh won Best of Show in 2017 as well as Best of Show First Runner up), he is not only an outstanding carver he is also an awesome instructor.

His teachings fall into 3 areas- birds, fish and habitats. I would like to have him come teach a Habitat class. The habitat and base of a carving can either make or ruin the carving itself. Habitat class differs from bird or fish class in that we make a lot of little examples that we can bring home and expand on for our own needs. The course covers several things including basic materials that are commonly used such as rocks, moss, branches, leaves, coral, buds etc. He also welcomes habitat ideas that his students would like to tackle-. The class utilizes woodcarving, soldering brass and copper and sculpting with several epoxies to be able to recreate anything that can be found in the wild. The last day of class focuses on painting, including airbrushing. Please check out Josh's website at joshguge.com.

I am putting out feelers to see if there is enough interest to get Josh to come to New England. I would need 8-10 people, then find class location and set a date (early fall??, spring??). The cost would vary some based on the venue and number of students, but would likely be around \$250 for a three day class.

Please contact me if you are interested in getting Josh here for a great educational experience!

Thanks!

Laurie Farrell email: doclaf@earthlink.net

Home phone [603-](tel:603-938-2226)

[938-2226](tel:603-938-2226)



South Shore Carvers

For any carvers looking for a little help or some carving comradery, the South Shore Carvers still meets every Wednesday at the First Congregational Church in Randolph, MA, center. The hours are from 6:00 to 9 in the church basement. The group instructor is professional Sculptor Justin Gordon as well as the experienced carvers in the group who have done very well at the Spirit of Wood shows every year. The weekly group size ranges from 10 to 15 people but we can easily handle 25 people. You bring your own materials, tools, and reference pictures. We also have coffee and many members bring munchies to maintain our superior masculine physiques. It's a really fun and learned group of mixed company who enjoys lots of laughs every week. Contact Justin or Bruce to let us know you're coming.

CONSTRUCTION WORKER

By Denis Blais



MOOSE

By Ken Wagner

MEMBERSHIP NEWS

IMPORTANT CHANGES

"Membership Renewal Changing"

NEWC Membership is still \$20. Membership Renewal Date is changing to an annual renewal effective October 1, 2018.

If you have already renewed your membership prior to Oct 1, 2018 your annualized membership fee for 2018-2019 will be credited @ \$5 per quarter.

We have not changed the membership fee in several years but need to reduce the administrative costs that support the financial well-being of our organization. More information to follow.

2018 MEETING DATES FOR NEWC, INC

MIDDLESEX COMMUNITY COLLEGE, BEDFORD CAMPUS

GENERAL MEMBERSHIP MEETINGS

Held in the Campus Center, Building 8 on Sundays
from 9am-3pm

APRIL 8, 2018

JUNE 3, 2018 (ANNUAL MEETING)

SATURDAY SEPTEMBER 22, 2018*

SATURDAY DECEMBER 11, 2018*

BOARD OF DIRECTORS MEETING

Held in the Henderson Hall,

Room 308 Building 3, Saturdays from 9am-12pm

MAY 5, 2018

SEPTEMBER 8, 2018

NOVEMBER 3, 2018

SPIRIT OF WOOD SHOW

HELD IN THE CAMPUS CENTER BUILDING 8

OCTOBER 13, 2018 (SATURDAY SET UP)

OCTOBER 14, 2018 (SUNDAY SHOW)

**Middlesex Community College has requested that we change out member's meetings to Saturdays. We will be making that change in the fall if there are no Objections from the members.*

Editor in Chief:

Gay Gawron

glgawron@gmail.com

Editors Coordinators:

Joe Marshall

Mary Chouinard

Gail Hensche

Louis Dennis

M. Paul Ward

Gerald & Cheryl Kottmann

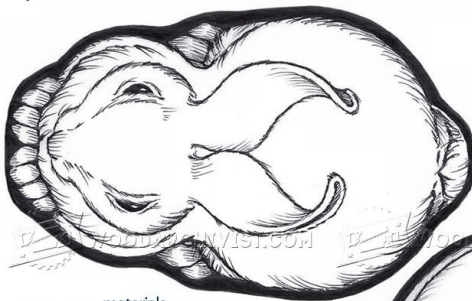


Right

Front

Left

Back



About the Author
Leah lives in Sarasota, FL, and is a teacher, author, and professional artist. She discovered woodcarving in 1991 and published her first book a few years ago. She not only teaches adults, but as a certified elementary educator, works with all ages and ability levels. For class information, contact her at 3161 Prairie Lane, Sarasota, FL 34231, 941-921-2671


www.woodcarvingartist.com

www.woodcarvingartist.com

materials & tools

MATERIALS:
4" x 5 1/2" x 6" basswood
Sandpaper, 220 grit
Liquitex Paint: Parchment
White, Black, Raw Umber,
Cadmium Yellow Medium,
Napthol Red
Mod Podge

TOOLS:
Bench knife
Detail knife
6mm #6 palm gouge
Palm V-tool
1/4" flat chisel
Wood burner with small skew
tip, larger skew tip, and bent
round tip
Assorted sizes of round and flat
paintbrushes



Photocopy of 100% or
desired size.
Not to professional copying
services. You may make up to
ten copies of this pattern for
the personal use of the buyer
of this magazine.

© 2007 Fox Chapel Publishing Co., Inc.
Wood Carving Illustrated Designer: Leah Wachter

Classified Ads

Auction Annual All-Out Auction will take place at the June 3rd Members' Meeting. Bring all your no longer needed carving supplies to the meeting.

Classes Up coming class: Getting Started with Woodcarving! In this hands-on workshop, students will learn everything needed to start carving their own wood creations. We will demystify the properties of different woods and choosing the right wood for the job. We will identify the variety of carving tools, discuss where to get them, as well as how to use them safely and how to sharpen them! Students will get to try the tools on various wood species seeing which they like most. Everyone will have plenty of opportunity to experiment with the various tools to get a feel for function and get tips for creating effects. Last but not least, we explore design ideas for starter projects..... Students will leave class with some wood for starter projects, a leather strap for sharpening and with the knowledge, enthusiasm and the confidence to carry on with their own wood carving! Intermediate student are also welcome to bring projects in process to work on and get assistance while listening during the class. Children 10 years and up are welcome with a registered adult. Class takes place at the League of NH Craftsmen HQ, 49 S. Main Street, Concord NH, across from Capital Center for the Arts. Course Price \$45.00 plus \$7 materials fee. Laury would be happy to answer any questions about the class.
LNicholsWoodworking.com or call 603 435-8240.

The Mystic Carvers Club's Woodcarver's Retreat in New England is being held over the Columbus Day weekend, October 5th - 8th, 2018

Information, pictures and the registration form are now available on the Club's website: www.mysticcarvers.com

Any questions please contact Dennis Tormey at dtormey5519@earthlink.net or by phone @ 860-337-0053

Donations Donations wanted for the annual auction June 3rd. Bring donations to members meeting.

Cash donations can be made to New England Woodcarvers, Inc., 4 Cross St., Medfield, MA 02052.

For Sale Do you have carving materials that you no longer use? Place an ad here. Email information to glgawron@gmail.com

Supplies www.Woodcraft.com Carving Supplies and classes

MDI Woodcarvers Supply

www.capeforge.com/ Hand forged woodcarving tools

Tuckaway Timber Co. Lyme, NH

Wanted Are there materials or information that you are looking for? Place your ad here by emailing information to glgawron@gmail.com.

PLACE
YOUR
AD
HERE

Featured Carver

Gail Hansche Godin

Gail has always had a passion for nature, particularly birds. She moved from painting wildlife to photographing wildlife and has spent decades taking pictures and teaching nature photography. Now she has added carving to her skills by carving detailed birds and wildlife. She has come 'full circle' when painting the realistic carvings.

Gail started pyrography by burning feathers on her bird carvings. She found it very relaxing and started wood burning pet portraits. It is a wonderful break from carving in the round because it doesn't require the intense concentration needed in three dimensional carving. When burning an animal, she always starts with the eyes in order to capture the soul. Once you can see the personality of the animal, the rest of the animal reveals itself. The same techniques can be used to create beautiful landscapes. Selective painting can be used to highlight areas that you want to catch the eye.



Pyrography: The Art of Burning Wood

Pyrography is the age old technique of burning wood or leather with a metallic point to create a design. Using an adjustable temperature woodburner and selecting a few of the large variety of nibs available you can learn to create beautiful scenes or portraits. The woodburner is also used to enhance carvings with texture and add detail to bird carvings. There are not a lot of supplies necessary to get started in this satisfying hobby and no mess or clean-up.

Gail will demonstrate the steps necessary to take you from inspiration to finished creation at the April 8th meeting. She will also show how the burner can be used to enhance carvings and detail birds. A list of recommended supplies will be available.